



**T335**  
335 LUMENS



56.5g + 36g = 92.5g

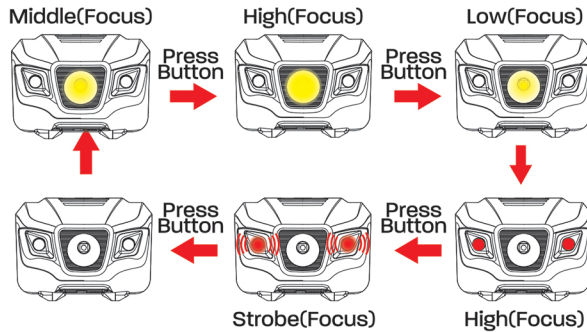


① Technical Parameters

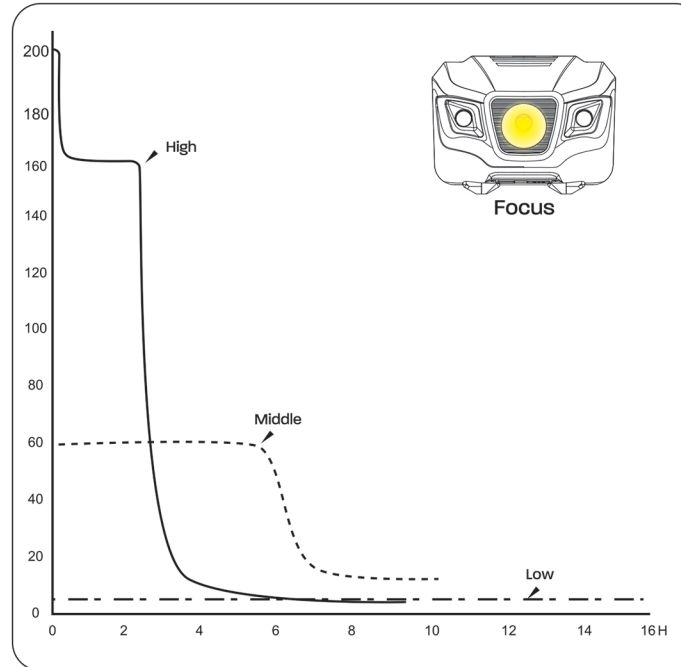
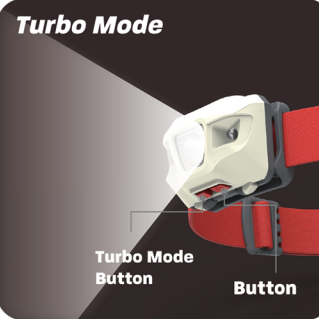
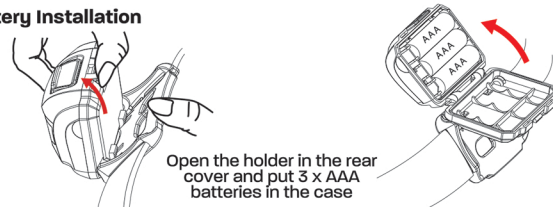
Middle(Focus)	60 LM	50 M	10 H
High(Focus)	200 LM	90 M	5 H
Low(Focus)	4 LM	10 M	120 H
High(RED)	6 LM	-	30 H
Strobe(RED)	-	-	250 H

⚡ Press and hold the button to enable Turbo mode.  
Turbo mode will make it 335 Lumens.

② Instructions for use



③ Battery Installation



Information

**CONTENTS**

- 1 x T335 head torch
- 3 x AAA Batteries

**Instructions For Use**

- Please do not use in extremely cold or hot environments below -30° or above 60°

- The T335 is rain resistant, but please dry after use.

**ENERGY**

Use good quality AAA Batteries to get the best performance out of your T335.

**MAINTENANCE**

If the T335 gets wet, remove batteries and dry off.

If you do not regularly use the T335, please remove the batteries and store it elsewhere.

**TROUBLESHOOTING**

If the battery is installed but the T335 does not work;

- Press the switch button several times.
- Check battery is installed correctly.
- Check the contacts on the battery are clear and nothing is blocking them.

**CAUTION**

Please read this manual before use.  
**DO NOT** disassemble the T335.  
**DO NOT** attempt to modify the T335

