



T145

145 LUMENS



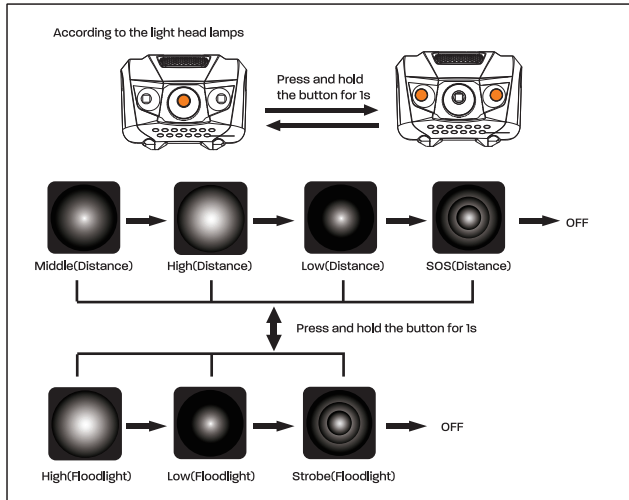
62g + 36g = 98g



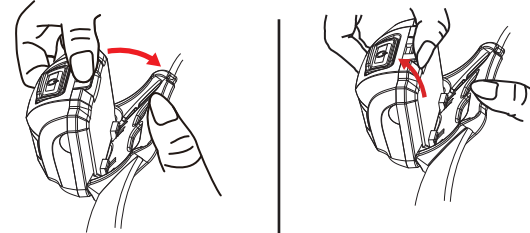
① Technical Parameters

Press and hold the button for 1s	Modes	Lumen	Lighting distance	Run time	Power source	Weight
Distance	Middle	50	80m	25H	3*AAA batteries/ rechargeable NI-MH battery	62g (without batteries)
	High	145	115m	8H		
	Low	7	6m	180H		
	SOS	—)))	—		
Floodlight	High	15	6m	110H		
	Low	7	4m	190H		
	Strobe	—)))	—		

② Performance

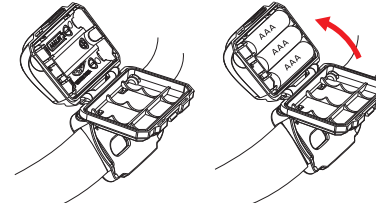


③ Battery Installation



Break off the rotating bracket

Open the battery case



Install the batteries according to anode sign, then close the cover.

Information

CONTENTS

- 1 x T145
- 3 x AAA Batteries

INSTRUCTIONS FOR USE

- Please do not use in extremely cold or hot environments below -30° or above 60°

- For the far and near light mode transformation, please refer to Chart 2.

- The T145 is rain resistant, but please dry after use.

ENERGY

Use good quality AAA Batteries to get the best performance out of your T145.

MAINTENANCE

If the T145 gets wet, remove batteries and dry off.

If you do not regularly use the T145, please remove the batteries and store it elsewhere.

TROUBLESHOOTING

If the battery is installed but the T145 does not work;

- Press the switch button several times.
- Check battery is installed correctly.
- Check the contacts on the battery are clear and nothing is blocking them.

CAUTION

Please read this manual before use.

DO NOT disassemble the T145.

DO NOT attempt to modify the T145.

